

Agilent 8471D Coaxial RF Microwave Detectors

100 kHz to 2 GHz

Data Sheet

Features and Description

- Zero bias
- Environmentally rugged
- BNC connector

The Agilent 8471D detector is a planar doped barrier detector offering the characteristics of the Agilent 8474 line of PDB detectors in an economical package. It is available with an BNC RF connector and BNC video connector.

The detector is designed for use in RF and microwave instrumentation and systems applications as the detecting element in leveling loops, for power monitoring and for wideband video detection.

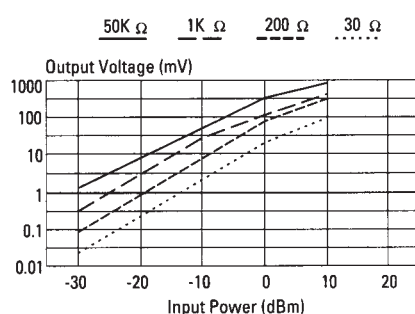


Figure 1. Typical transfer characteristics.

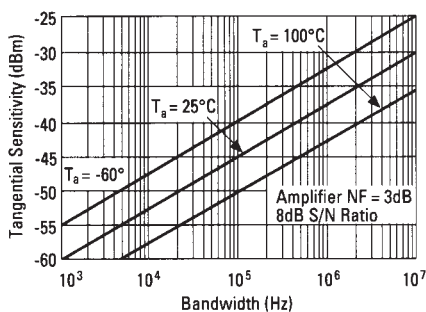


Figure 2. Typical tangential sensitivity.

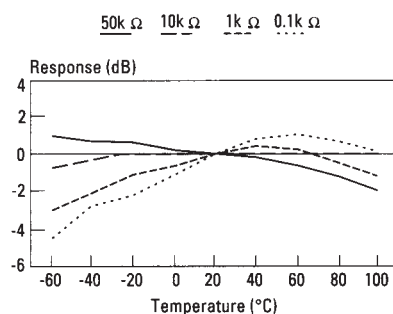


Figure 3. Typical output response with temperature (pin = 20 dBm).

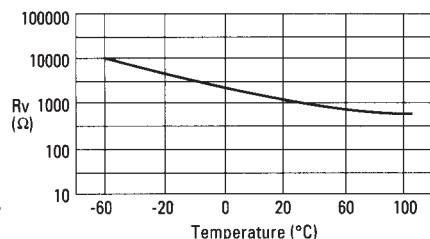


Figure 4. Typical video impedance variation with temperature.

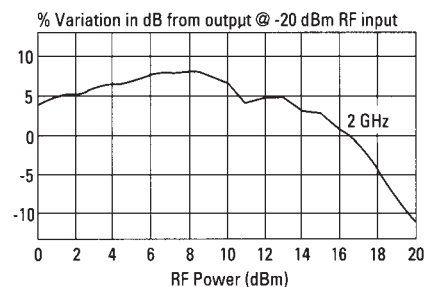


Figure 5. Typical square law deviation.



Specifications

Frequency range		100 kHz to 2 GHz
Frequency response		±0.2 dB 100 kHz to 1 GHz; ±0.4 dB 1 to 2 GHz
SWR		< 1.23 0.0001 to 1 GHz; < 1.46 1 to 2 GHz
Low level sensitivity		0.5 mV/μW
Max operating input		100 mW
Typical short-term max input		0.7 Watt
Noise		< 50 μV (μV peak-to-peak with CW power applied to produce 100 mV output, 400 kHz BW)
Output polarity	(STD)	Negative
	(103)	Positive
Option (102) ¹		Optimal square law load option

Note: Above specifications are at 25° C and ² 20 dBm unless otherwise specified.

Environmental

Operating temperature	-20° to +85° C
Non-operating temperature	MIL-STD 883, Method 1010: (-55° to +85°)
Vibration	MIL-STD 883, Method 2007: (0.6" D.A 20 to 80 Hz and 20g, 80 to 2000 Hz)
Shock	MIL-STD 883, Method 2002.1: (500g, 0.5 ms)
Altitude	MIL-STD 883, Method (50,000 ft, 15,240 m)
Moisture resistance (RH)	MIL-STD 883, Method 1004.1 (25° to 40° C, 95%)
RFI	MIL-STD 461C (meets Part 7, degraded by 10 dB)

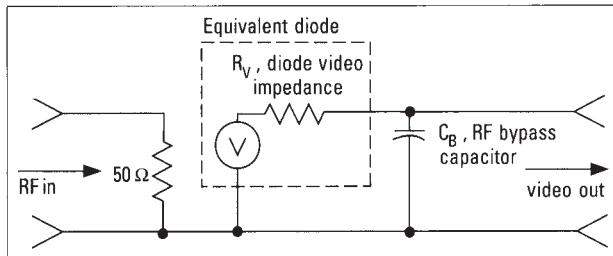


Figure 6. Equivalent circuit for 8471D with typical parameter values.

Typical values:

$$R_V \text{ (diode video impedance)} \approx 1.5 \text{ k}\Omega^2$$

$$C_B \text{ (RF bypass capacitor)} \approx 6800 \text{ pF nominal}$$

$$T_R \text{ (10 to 90\% risetime)} \approx 2.2 \frac{(R_{LOAD})(R_V)}{R_{LOAD} + R_V} (C_B + C_{LOAD}) = \frac{0.35}{BW}$$

Agilent 8471D

A	13.72 (0.54)
B	63.4 (2.50)
C	15.64 (0.62)
Connector	BNC (m) input: BNC (f) output
Net weight:	38.8 grams (1.37 oz.)

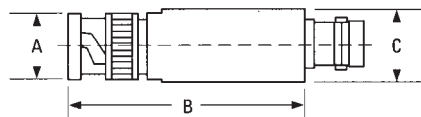


Figure 7. 8471D

www.agilent.com

For more information on Agilent Technologies' products, applications or services, please contact your local Agilent office. The complete list is available at:

www.agilent.com/find/contactus

Americas

Canada	(877) 894-4414
Latin America	305 269 7500
United States	(800) 829-4444

Asia Pacific

Australia	1 800 629 485
China	800 810 0189
Hong Kong	800 938 693
India	1 800 112 929
Japan	0120 (421) 345
Korea	080 769 0800
Malaysia	1 800 888 848
Singapore	1 800 375 8100
Taiwan	0800 047 866
Thailand	1 800 226 008

Europe & Middle East

Austria	43 (0) 1 360 277 1571
Belgium	32 (0) 2 404 93 40
Denmark	45 70 13 15 15
Finland	358 (0) 10 855 2100
France	0825 010 700*
	*0.125 €/minute
Germany	49 (0) 7031 464 6333
Ireland	1890 924 204
Israel	972-3-9288-504/544
Italy	39 02 92 60 8484
Netherlands	31 (0) 20 547 2111
Spain	34 (91) 631 3300
Sweden	0200-88 22 55
Switzerland	0800 80 53 53
United Kingdom	44 (0) 118 9276201

Other European Countries:

www.agilent.com/find/contactus

Revised: October 1, 2009



www.agilent.com/find/emailupdates

Get the latest information on the products and applications you select.

1. Option 102 external square law load extends the square law region of the detector with deviation of +/- 0.5 dB from the ideal square law response.

2. At 25° C and PIN ² 20 dBm (see Figure 3)

Product specifications and descriptions in this document subject to change without notice.

© Agilent Technologies, Inc. 1990, 2004, 2010
Printed in USA, January 12, 2010
5952-0644



Agilent Technologies